

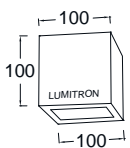

LED Wall Light - IP55



- Die cast aluminium body , IP55, anodized aluminium reflector

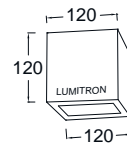

- safety glass cover, Input Voltage: 230VAC

ITWL - 39



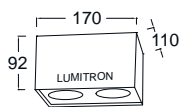

Power LED 6W

ITWL - 40



Power LED 10W

ITWL - 41



Power LED 2x3W

ITWL - 42



Power LED 3W



White Warm White

LUMITRON

LED

